

Adarsh Shikshan Sanstha's

SONAJIRAO KSHIRSAGAR HOMOEOPATHIC

MEDICAL COLLEGE BEED (M.S) -431122

DEPARTMENT OF ANATOMY (BHMS 1<sup>st</sup>) YEAR 2022-23

ADVANCE TEACHING PROGRAMME (A.T.P) DATE. 01/2/23

Total month's in hand in academic year-18 Months

Recommended lectures in a year

THEORY = 325 HRS

PRACTIAL = 330 HRS

ACTUAL WORK LOAD ACCORDING TO TIME TABLE

Dr.JOSHI D. A

Theory Lectures per week = 5

Lectures per month =20

Lectures per Aca.Year (20\*14) =280

Dr. ZAFAR ALI

Theory Lectures per week = 4

Lectures per month = 16

Lectures per Aca.Year (16\*14) =224

Dr. Bade.


Theory Lectures per week = 1


Lectures per month =04


Lectures per Aca.Year (4\*14) =56

Total Numbers of Lectures (280+224+56=560 Lectures Per Ac. year

( 560\*50 min. = 28000/60 Min. = 466 HOURS. )

  
DR. JOSHI D.A  
Prof.

  
DR. ZAFAR ALI  
Asso. Prof. & HOD

  
DR. MAHENDRA GAUSHAL  
Director/Principal

Adarsh Shikshan Sanstha's  
SONAJIRAO KSHIRSAGAR HOMOEOPATHIC  
MEDICAL COLLEGE BEED (M.S) -431122

---

---

**DEPARTMENT OF ANATOMY (BHMS 1<sup>ST</sup>)**  
**ADVANCE TEACHING PLAN ( PRACTICALS )**  
**Time Table**

2022-23  
01/2/23

Total Months in hand in acadmic year -18 Months  
As per MSR practical / Dissection 330 Hrs.  
Dissection 6 Hrs. and practical 6 Hrs. =12 Hrs.

Day	Monday	Tuesday	Wed	Thur	Friday	Saturday
P-1	A	B	C	A	B	C
P-2	A	B	C	A	B	C

Batch A=1-30,

Batch B= 31-60

Batch C= 61-91

Actual Dissection work load according to time table

DR. JOSHI D.A.

Every Week	=	4 Practicals
Every Month	=	16 Practicals
Every Aca.Year	=	16*16 Months = 256 Hrs
Clinical Anatomy	1Hr. / Per Month,	1*15=15
Tutorial	1Hr,/ Wk, 4 Per Month,	4*15=60
Seminars	2Hr,/ Wk, 8 Per Month,	8*15=120

TOTAL NUMBER OF PRACTICALS (256+15+60+120 ) = 451 Hrs. Per Year

  
DR. JOSHI D.A

Prof.

  
DR. MAHENDRA GAUSHAL

Director/Principal

Adarsh Shikshan Sanstha's  
**SONAJIRAO KSHIRSAGAR HOMOEOPATHIC MEDICAL  
COLLEGE BEED (M.S) -431122**

---

**DEPARTMENT OF ANATOMY**

**ADVANCE TEACHING PLAN - BHMS 1<sup>ST</sup>**

2022-23  
DT. 01/2/23

**ANATOMY THEORY - 325 HOURS**

SR.NO.	Month	Regions	Topics
1	Jan. to Aug 23	SUP. EXT.	( 73 Topics )
2	Feb TO April 23	INF.EXT.	( 82 Topics )
3		INF.EXT.	
4	June 23 to Sept 23	ABDOMEN	( 60 Topics )
5		ABDOMEN	
6		ABDOMEN	
7	Aug 23 to Nov 23	THORAX	( 27 Topics )
8	Oct 23, Nov. Dec 23	HNF	( 50 Topics )
9	Jan 24	HNF	
10	Feb - mar 2024	BRAIN	( 16 Topics )
11	Revision Mar. April -24	BRAIN/HNF	


308 Topics

  
Dr. Joshi D.A

Prof.

  
Dr. Sk. Zafar Ali

Asso. Prof & H.O.D

  
Dr. Mahendra Gaushal

Director/Principal

Adarsh Shikshan Sanstha's

SONAJIRAO KSHIRSAGAR HOMOEOPATHIC MEDICAL

COLLEGE BEED (M.S) -431122

Department of Anatomy

BHMS 1<sup>ST</sup> ADVANCE TEACHING PLAN -


2022-23  
01/2/23


Anatomy Dissection/Diss.Parts/Practicals/Oral - 330 Hours

SR.NO.	Month	Practicals	Name of the Diss.Parts with Practical
1	Feb to Aug 23	16	Sup. Ext. (15 Practicals)
2	Feb 23 to April 23	16	Inf.Ext. (14 Practicals)
3		16	Inf. Ext
4	June 23 July 23	18	Abdomen (26 Practicals)
5	Aug - Sept 23	16	Abdomen
6		16	Abdomen
7	Aug 23 to Nov 23	12	Thorax (08 Practicals)
8	Oct 23 to Dec 23	16	HNF (14 Practicals)
9	Jan 24	18	HNF
10	Feb 24 mar 24	16	Brain (11 Practicals)
11	Revision April 24	16	Brain/ HNF

176

88 X 2 = 176 Practicals

  
Dr. Joshi D.A  
Prof.


  
Dr. Mahendra Gaushal  
Director/Principal


Adarsh Shikshan Sanstha's  
SONAJIRAO KSHIRSAGAR HOMOEOPATHIC MEDICAL  
COLLEGE BEED (M.S) -431122  
DEPARTMENT OF ANATOMY

Teaching Material :

2022-23

Sr.No.	Name of List	Total
1	List of Charts	25
2	List of Models	53
3	List of Soft Part Parts	72
4	Advance Teaching Plan	Yes
5	Teaching Material	X-Ray viewing box-1 Slide Projector-1 OHP-1 X-Ray-15 Transperencies Film-4Boxes Batches-3 A,B,C,
6	Tutorial Classes	Batches-3 A,B,C

  
DR. JOSHI D. A.  
PROF.

  
Dr. MAHENDRA GAUSHAL  
DIRECTOR/PRINCIPAL

Adarsh Shikshan Sanstha's

SONAJIRAO KSHIRSAGAR HOMOEOPATHIC MEDICAL


COLLEGE BEED (M.S) -431122

DEPARTMENT OF ANATOMY

List of Charts (B.H.M.S.I<sup>st</sup>)

BATCH  
2022-23  
DT. 1/2/2023

1. Muscles of post view
2. Muscles system of human
3. Circulatory system : Heart
4. Venous system
5. Respiratory system lungs
6. Facial muscles
7. Muscles that move the pectoral (shoulder) girdle
8. Muscles that move the wrist, hand and fingers
9. Abdominal region : Liver, Stomach, Pancreas, Kidneys, Urinary Bladder, Male ext. Genital organs
10. Bones of skull
11. Brain carebrum & cerebellum
12. Anterior & post view of thigh (Lower limb)
13. Blood circulation
14. Respiratory system
15. Urinary system

  
DR. JOSHI D. A.

PROF.

  
Dr. MAHENDRA GAUSHAL

DIRECTOR/PRINCIPAL

Adarsh Shikshan Sanstha's

SONAJIRAO KSHIRSAGAR HOMOEOPATHIC MEDICAL

COLLEGE BEED (M.S) -431122

---

DEPARTMENT OF ANATOMY

---

List of Charts (B.H.M.S.I<sup>St</sup>)

16. Brachial Plexus
17. Muscles of Upper Limb
18. Brachial Artery
19. G.I. Tracts
20. Abdominal Muscles
21. Chambers of Heart
22. Coronary Artery
23. Facial Muscles
24. Oral Cavity
25. Tongue

  
DR. JOSHI D. A.

PROF.

  
Dr. MAHENDRA GAUSHAL

DIRECTOR/PRINCIPAL

Adarsh Shikshan Sanstha's

SONAJIRAO KSHIRSAGAR HOMOEOPATHIC MEDICAL


COLLEGE BEED (M.S) -431122


DEPARTMENT OF ANATOMY


2022-23  
DT. 01/2/23

Sr.No.	Name of Model	Qty.
1	Lungs	01
2	Heart	01
3	Skin	01
4	Brain	01
5	Skull	01
6	Larynx	01
7	Jaw	01
8	Human Ear	01
9	Bones of Lung	01
10	Portein Structure	01
11	Alveoli of Lung	01
12	Male Ext. Genital Organ	01
13	Excretory System	01
14	Hip Joint	01
15	T.S. of Kidney	01
16	Shoulder Joint	01
17	Liver	01
18	Pancreas & Deodenum	01
19	Uterus (Female Internals)	01

Sr.No.	Name of Model	Qty.
20	Embryo	01
21	Functional Eye	01
22	Knee Joint	02
23	Vertabral Column	01
24	Upper Bones	01
25	Pubic Bones	02
26	Skeleton	01
27	Skeleton of Adult	01
28	DNA Structure	01
29	Pelvis	01
30	Human Female Model	01
31	Developing Embryo	09
32	Female Ext.Genital Organ	01
33	Male Ext.Genital Organ	01
34	Male ( Adult ) with Buttock	01
35	Lungs	01
36	Leteral Wall of Nose	01
37	Human Reproductive System	01
38	Urinary System	01
39	Lungs	01
40	Lungs	01
41	Skin	01
42	Liver	01
43	Liver	01
44	Lateral Wall Of Nose	01
45	Lateral Wall Of Nose	01
46	Ear	01
47	Ear	01
48	Ear	01
49	Ear	01
50	Heart	01
51	Heart	01
52	Brain	01
53	Lateral Wall of Nose	01

  
**DR. JOSHI D. A.**  
**PROF.**


  
**DR. SK ZAFAR ALI.**  
**ASSO.PROF. & HOD**


  
**Dr. MAHENDRA GAUSHAL**  
**DIRECTOR/PRINCIPAL**

Adarsh Shikshan Sanstha's  
**SONAJIRAO KSHIRSAGAR HOMOEOPATHIC MEDICAL  
COLLEGE BEED (M.S) -431122**  
**DEPARTMENT OF ANATOMY**

**List of Equipments**

1	Tables With Stainless Steel	4
2	Dissection Set Complete	2
3	Hand Saw for Sectioning Body and limbs	1
4	Wash basin ( for students )	2
5	35 mm	1
6	Storage tanks to hold 2 cadavers made of concentrate and glazed tiles with lids	2
7	Tank Storage for storing soft parts ( Plastic )	6
8	X-Ray viewing box	1
9	Model	53
10	Chart	25
11	Histological Slides	1 Box ( 50 )
12	Microscopes ( Students Types )	25
13	Trolley Table Stretcher	1
14	LPG gas cylinder with single flame stove	1

  
**DR. JOSHI D. A.**  
**PROF.**

  
**DR. SK ZAFAR ALI.**  
**ASSO.PROF. & HOD**

  
**Dr.MAHENDRA GAUSHAL**  
**DIRECTOR/PRINCIPAL**